







# in.clear™

bromine based water sanitization system for spas







## Start up procedure

(Instruction video: [www.inclear.ca](http://www.inclear.ca))

1. Fill the spa with water.
2. Begin heating the water to your desired temperature.
3. Balance your water parameters (see info in your user guide regarding water chemistry for spa: total hardness, alkalinity, pH).
4. Start main pump and add BromiCharge™ slowly into the warm water, 0.54 kg for every 378 liters (1.2 lbs per every 100 gallons) of water.
5. Turn on the in.clear system by pressing and holding the on/off button  for 2 seconds, until your display lights up. Refer to your user manual for information on achieving the proper BromiCharge™ quantity.
6. Now you're ready to calibrate your in.clear settings. There are 2 settings, Maintenance and Boost.
7. **Maintenance:** Your Maintenance value was set at the factory. It should read "5" to start. Using your spa while you're establishing the residual will slow the process. Be patient. Check your bromine level each day with a test kit. Your goal is a residual bromine bank of 3 – 5 ppm. If the bromine content of your water is less than 3 ppm, press and hold the Maintenance key  for 2 seconds and increase the Maintenance setting by 1 or 2 increments with the up arrow . Repeat daily until your bromine level stabilizes at 3 – 5 ppm.

**IMPORTANT FOR THE STAND ALONE VERSION:** Make sure your spa is filtering the water at least 8 hours per day. The in.clear only creates bromine when the filter pump is running.

8. **Boost:** Every time you use the spa, press Boost . Boost runs a clean-up cycle that returns your residual bromine to the proper level. You should run Boost every time you use the spa. Press Boost key . Set the Boost level by using the up and down arrow   to select the number of bathers that use the spa (i.e., 2 users = 2, and so on). With the proper Maintenance level setting, and consistent use of the Boost mode, your spa will be ideally maintained.

Refer to our web site [www.inclear.ca](http://www.inclear.ca)  
for detailed information about the operation of the in.clear.



Printed in Canada  
9919-101160-E  
02/2018